

# Glyne Gap School

Newsletter Term 5—2025—2026



Dear Parents, Carers and Friends,

Learning is for all....

This newsletter is FULL of pupils showcasing their learning! I am particularly proud of the independence skills our pupils are developing across the school, highlighted by Louis and Mario in the infants and then by our College students who showed a range of independence skills at the Prom ...including ordering their own drinks from the bar!

So I felt I should outline what staff have been doing to extend their learning to prove that learning is for all of us... and never ends. This term, staff have completed 6 twilight training sessions focussed on developing our skills as communication partners and how to think SNAILS! You might like to join us and think SNAILS too...

**Key principles in supporting Receptive communication**

Before giving a pupil information or asking them to do something:  
**Pause and Think... SNAILS**


- **Simple** – Keep it simple - What is the message – break it down – use clear, simple language
- **Need** – What do you need to present the word/information to the pupil – what format do they understand?
- **Attention** – Get their attention first
- **In their eye line** – Get down to their level/in their eye line /so they can hear you
- **Long Pause** – Wait - Give time to process what you have said –keep visual in their eye line/visible to them
- **Same** - If repeating, use the exact same verbal instruction, Keep your tone and body language open and relaxed

In addition, school will be closed to all pupils on June 5th and all staff will be involved in training to extend our knowledge and skills in supporting pupils' positive behaviour.

Half term is here...AND we are expecting sunshine! I hope you have an enjoyable week.

I'll write to you again after half term to confirm key dates for term 6 and with news about our Summer Holiday Club and plans for September.

*Kivshy*



Lola, Harry and Harley at Prom.

## Dates for your Diary

**Sports Day**  
TBA

**School Closure Days**  
(staff training)

Friday, 5th June  
Monday 29th June

**Wednesday 22nd July**  
School closes at 1pm

## Oh What a Prom!

It started with the cars....Thank you to the Bexhill 100 team for making a wonderful entrance to the Prom, then the photographers, positioned in the gardens and taking some fabulous photos of students with their families. Then inside... the freshly made pizzas, the themed cupcakes, the selfie booth, DJ Graham and top billing going to The Coverups, who played a superb set and had everyone on their feet until the very end! What a wonderful night at the Manor Barn we had at Prom. Students looked amazing in all their outfits and everyone was in party mode to celebrate their time at college. We all had a great night and took away some fabulous memories.



## Upwards and Onward from FE1

FE1 have been out about this term experiencing the local area to investigate and start thinking about how they would like to spend their time once they have left College when they are 19. They have been using their skills learnt in college and transferring them to community settings, such as shopping and advocating choice within leisure activities.



## Learning Essential Skills in Robins

Robins class have been busy working hard on developing their essential skills for learning in the areas of communication, personal development and independence. Each of our pupils have individual goals that focus on the learning that is priority for them.



Louis is able to follow a visual prompt to hang up his bag, take out what he needs and put it in the right place in the classroom with an adult nearby.



Mario has been showing us his amazing independence skills by following a visual prompt to take the register to the office and returning to the classroom, with an adult shadowing him. He has also been accepting putting a cup with his favourite drink to his lips, this is a big step for Mario and we are so proud of him!



Reggie, Louis and Koa have been following instructions and taking turns in cooking and art sessions. They have been showing off their super independence.

## Exploring our Senses in Nursery



In nursery we have been enjoying lots of different activities; exploring messy play with bath foam, water trays, flower petals, shells and sand in the garden. These kinds of activities support pupils' emotional regulation and social interaction. They also provide a calm and pressure free environment to explore senses, utilise fine motor skills and work on communication.

## There's Something Out There... and it's in Junior 2!

Look out! There are Aliens about! Our topic this term is Alien Invasion. Pupils have been exploring this topic through music, singing, art and cooking. All pupils explored different costumes and props, making choices to become an alien. We made edible alien slime using marshmallows, gummy bears and icing sugar. It was very sticky and very delicious. Pupils looked for Aliens in various different places around school and even found some in the wild garden!



Kellise, Sophia and Fin all enjoying this term's Alien topic.

## Ashburnham Tea Party



Thank you to all the parents and carers who attended our annual tea party at Ashburnham Place this term. As always, it was a wonderful gathering and a great opportunity to meet up with old friends and meet a few new ones over tea and cake!

## PE in School—It's a Goal!



This term, the Physical Education focus in classes has been all about striking and fielding; this could be kicking or rolling the ball with your feet or hands and looking at being able to stop a rolling ball with either your feet or hands. This work supports fine motor skills and hand-eye / foot-eye co-ordination, and includes aiming to hit targets from a distance (see photos above). We also worked on turn-taking and team work. Pupils have particularly enjoyed shooting goals and celebrating afterwards! We'll definitely be cheering England on in the World Cup!  
Joe—PE Teacher



## Alien Invasion Fun in Senior 2!

Pupils in Senior 2 have been enjoying a fun-filled space adventure through our topic 'Alien Invasion' this term. They have been exploring different textures and materials while working together to create a class alien and its spaceship. Billy particularly enjoyed painting and decorating the spaceship, while Tiger enthusiastically got involved with paper mâché to help bring our alien to life. The class has also loved exploring our story 'Snails in Space'. They were fascinated watching and investigating the snails up close—although Isobel was a little less keen when one decided to slither along her arm!



Billy, Isobel, Oliver and Tiger exploring textures

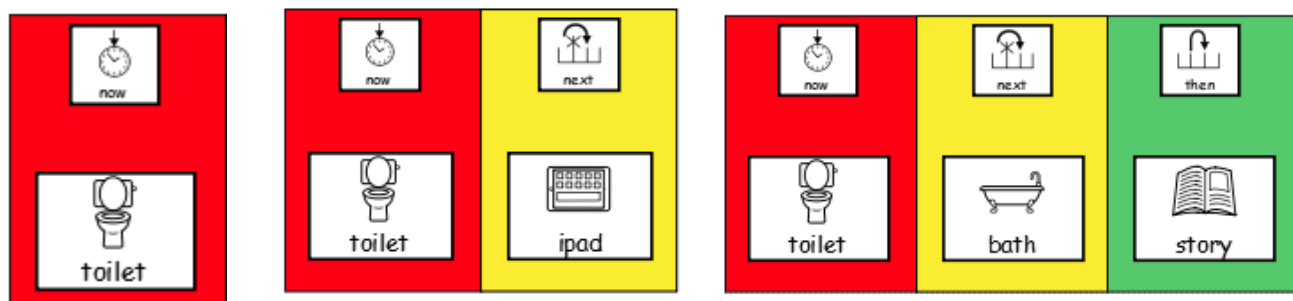
Hello Everyone

Across school we rely on visuals to back up the language we are using. For some of our children they can provide a much better opportunity to be able to understand what is being asked of them. Words disappear once they are said but the visuals stay there.

We use “now” cards to give our pupils information about what is happening right now. Over time we can move this on to a “now and next” card, a “now, next and then” card and, longer term, on to daily timetable strips or sequence strips to allow them to follow a task independently.

These can be personalised to your child, so if you need some please do ask us or come along to the resource making workshops where you can make your own!

How to use: Get down to your child’s level and present the symbol in their eye line. Once they are giving some attention to the symbol you say just what is on the card. Hold it there until they have looked at it and repeat once more if necessary. Remember to give time for them to process what you have said. Sometimes they may push it away—this can mean that they do understand what you are saying and don’t want to listen but just persevere!



Communication Star

Each newsletter we look at a different department/pupil(s) to showcase.

We want to celebrate Nate this term.



Nate has been working on moving from exchanging PECS symbols to make requests to using a symbolized communication book over the last school year.



He has maintained all his skills from using PECS, of being able to appropriately gain an adults attention, ask for what he wants by clearly pointing at the symbol and is also now able to self correct when his communication is unclear.

Well done Nate!

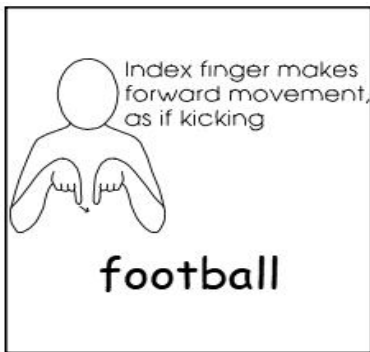
Have a lovely half-term holiday!

Welcome to our signing page. At Glyne Gap School we have our own signing vocabulary; we use a mixture of Makaton, BSL and Communication Link. We also have our own signs for some of our more obscure topic words. The main thing is that they are simple, easy to understand and hopefully easy to use.

## Key Vocabulary for Sharing

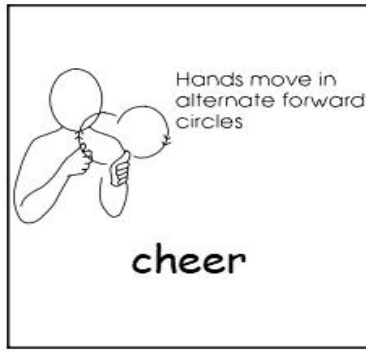
Some key vocabulary for Football!

If you are excited about the World Cup and will be watching some of the games with your children here are a few signs that could be useful.



The sign for "football"

Put both hands in front of you with index fingers pointing down. Flick one finger forward as if "kicking" a ball



The sign for "cheer"

Both hands made into fists held in front of you with thumbs at top.

Hands move in alternate forward circles.



The sign for "team"

Start with both hands open and palms facing away from your body with index fingers touching and thumbs tucked in. Move your hand open and round so you finish with your little fingers touching



The sign for "win"

A nice easy one!

One hand held up and moved in a circular motion to the side of your head

## On Body Sign of the Term

For some of our pupils that have a hearing or sight impairment (or both) we use an on body sign to give information.



Draw ONE hand around pupil's side from back to front



**buggy/wheelchair**

## Signing Initiative!

Our signing initiative for this term is signs to support play. We have been encouraging staff to use their signs on the playground linked to our signs of the term which are all about directions.

Our main two are stop and go



Stop is a single hand pushed away from your body and you would use your voice to emphasise the instruction.



Go is a directional sign so point where you are telling them to go.