



# Glyne Gap School

Newsletter Term 5—2023—2024

Dear Parents, Carers and Friends,

Learning is for all....

This newsletter is FULL of pupils showcasing their learning! I am particularly proud of Josh's work at home and particularly impressed by the entrepreneurial spirit of Senior 3 pupils.

However, parents and carers have not been 'out done' and the back page of the newsletter acknowledges the commitment a number of you have made to attending workshops run by our Communication Team and aimed at supporting you to support your child's communication at home. In addition, a number of families are currently attending the Triple P course that runs from school and helps us learn how to promote our child's positive behaviour at home and manage those times when behaviour is difficult. It would be my hope that every family attends this informative and helpful course. Do contact Toni in the school office if you would like to attend the next course (Autumn Term).

So I felt I should outline what staff have been doing to extend their learning to prove that learning is for all of us... and never ends. On the first day of this term, all staff were involved in training to extend our knowledge and skills in supporting pupils' positive behaviour. We learnt:

- The classroom environment is critical in helping pupils be successful (organised and clear of clutter)
- Tips for supporting pupils to move from one activity/area to another (e.g. remembering to use now/next card and involve the child in what is happening).
- It is often what the adult does or doesn't do that makes success for the child (we might not always get it right...but we can get better!).

I'll write to you again after half term to confirm key dates for term 6 and with news about our Summer Holiday Club and plans for September.

Enjoy the half term week.

*Kirsty*



The topic in the Junior department this term has been Transport. Pupils, including Charlie (above), have been sampling a few modes!

## Dates for your Diary

11th June (am)  
Mums/Carers Tea Party  
- do call the school office to book your place

11th June  
School (all sites) closed at 1pm to allow for staff training

28th June—School closure day (INSET day) to enable staff training

3rd July  
Sports Day 1.30pm (School)

## Skylarks— Exploring All Creatures Great and Small

This term our topic is animals and farms. We have been doing all sorts of topic activities where we work on our termly goals whilst having lots of fun! We have had activities such as animal rescue, making tractor track pictures, washing the muddy animals, making and dressing up in animal masks and our sensory story this term is Pig in the Pond. Take a look at us.....



Look at my important job – after making the footprint pictures I followed simple instructions to clean the animals dirty feet!



Whilst exploring animal toys/ sounds I am working hard using my new stander.

Look at me making animal footprints – I chose the animal I wanted from a choice of 2 and the paint colour I preferred before copying an adult model to tap the duck on the paper to make marks!



## What does Reading look like at School?

Reading takes on all different forms with pupils in school. Here are a few examples of how pupils read in school. We hope this inspires more reading at home!



Iris can use her communication book to choose her leisure choices.



Lenny and Ella-May are using their communication books to chat to each other over lunch.

Jennifer (right) can read her shopping list to buy what she needs.



Rupert can share books he enjoys with his teachers and friends.



Harrison can learn new sounds in his phonics sessions.



## Message from the Chair of Governors



Having been part of an extensive investigation into the possibility of Glyne Gap School joining a local Multi Academy Trust I would like to re-assure parents and carers that, at this point, Governors are confident that the school is well served staying as a single school trust. We are confident that under Kirsty's leadership the school will continue to thrive. Governors are aware that this opportunity is something that we may well look into again in the future and, as always, will keep you fully informed.

If you have any questions or concerns about this, or any other school matters, please don't hesitate to contact me at [Sylvia.lamb@glynegap.org](mailto:Sylvia.lamb@glynegap.org).

Best wishes,

*Sylvia Lamb*

## Governor's Coffee Mornings



Tina, our Parent/Carer Governor, holds termly coffee mornings in school for all parents and carers. This takes place termly in the school Café from 9am—10.30am and is a great space to meet with other parents and carers and chat over tea, coffee and biscuits. Our next coffee morning will take place next term, hope to see you there!

## Ready Steady, hold on to your Hats!

The Junior Department held an epic 'Go Cart' race day this week. The modes of transport were vast and bizarre! Pupils had a great afternoon racing around the playground in their 'heats' with a tricky 'hair-pin' bend to manoeuvre and music to get teams ready for action! Medals and fizz (sparkling water!) completed the afternoon. Well done to all our racers.



## Senior 1—Working on Life Skills at Home and at School

Josh has been working hard on his independence skills at home and at school. Josh can follow his now/next to take his cooking items to the café and return to class on his own. He has also started taking his laundry bin from his bedroom down to the kitchen and put his washing in the washing machine.



## Commercial Enterprise in Senior 3

In senior 3 we have been looking at creating our very own enterprise to wash and clean cars. We will be charging our friends within the Glyne Gap community to wash and clean their cars during term 6 to raise money for a summer treat towards the end of term 6. Watch out for some very polished cars!



## Community Work in Junior 1

### Learning to Cross Roads

In Junior 1 we have been learning how to safely cross roads when we are out in the community. We are identifying safe places to cross a road and then how to stop and look out for vehicles so that we know when it is safe to cross.



### Shopping in Tesco

Once we get to Tesco we are using our symbolised shopping lists to independently go and find the items we need, with an adult waiting at the end of the aisle.



## Junior 4—Independence and Organisation

In Junior 4 PSHE is a key element of our teaching and learning. Throughout the day pupils are given opportunities to complete a range of class jobs within and outside of the classroom. These jobs include washing/drying up, tidying away snack/dinner tables, stacking chairs and taking the dinner list and register to the office. These jobs create opportunities for pupils to learn and develop their independence and organisational skills, as well as promoting a sense of achievement.



Arwen washing up snack items



Stuart delivering the dinner list









Larkin tidying away the chairs at the end of the day

Hello Everyone,

Since the start of term 5, the Communication Team have been busy bees working hard to support pupils and class teams with their communication. We have been making lots of resources to ensure that pupils have systems in place to enable them to express themselves and to understand what is happening. We are also working with some individual pupils to develop their communication and independence skills further and we are excited to see great progress already. We are also excited to welcome Steph to the team as our new resource assistant—Steph is also a parent of a pupil at school.

\*\*\*\*\*

We would like to share a few key food related places and meals with you, some of which are particularly relevant at this time of year. Let's hope for some sunshine over half term to enjoy being outside!

	<p><b>BBQ</b></p> <ol style="list-style-type: none"> <li>1. Wiggle hands upwards</li> <li>2. Make a 'V' shaped downward movement</li> </ol>		<p><b>Cafe</b></p> <ol style="list-style-type: none"> <li>1. Sign holding a cup &amp; saucer</li> <li>2. Make a downward movement with both hands</li> </ol>	
	<b>Barbeque</b>		<p><b>Picnic</b></p> <ol style="list-style-type: none"> <li>1. Move both hands towards body in rotation</li> <li>2. Move hand forwards, away from body</li> </ol>	

**Something to remember.....**

Meal & snack times can be a great opportunity for your child to develop a number of key skills in their priority learning areas of communication & independence.

They provide opportunities for your child to practice some of the following skills:

Turn taking, social interactions, following instructions, waiting, life skills, choice making & use of their expressive and receptive language

**Tips for creating opportunities at meal & snack times...**

- ◇ Encourage your child to ask for food/drink items where possible
- ◇ Encourage your child to ask for 'more' & to indicate when they have 'finished'
- ◇ Give them opportunities to be as independent as possible, i.e. feeding themselves & making choices
- ◇ Include them in social 'chit chat'



**What stars you are...**  
This term we are celebrating our amazing  
Parents and Carers



We have had some amazing attendance at our workshops this year, covering topics including total communication, receptive skills and discussing how to encourage communication at home. It is great how parents and carers come and are happy to share their knowledge and problem solve together—whatever challenges you may be having with your child at home, it is likely that someone else has experienced it and can help! These workshops can also be a valuable tool in sharing information about what we do at school and provide useful systems to make home life easier too.

The commitment from parents/carers wanting to find ways to best support their children has been heart warming. We have 6 opportunities throughout the school year to come in and work with the team to make resources that you will find useful at home. If you have a special event or something different happening then it is helpful for your child to have some visuals around that to help with the understanding of what is happening and to help lessen any anxieties surrounding it.

				
wet toothbrush	toothpaste on	brush teeth	rinse toothbrush	finish

Strip made by a parent (left) to support their child with tooth brushing routine.