

Glyne Gap School


Newsletter—Term 4—2024—2025

Dear Parents, Carers, Families and Friends,

In recent weeks we have been collating photographs to display around school/on our website to paint the picture of what school life is like for our pupils...your child. I have shared some of the photographs below and they really speak for themselves...



Imogen and Harlie enjoying a visit from 'Jaws and Claws' this week. Pupils enjoyed, snakes, toads, hissing cockroaches, lizards, snails and frogs!



Being a pupil at Glyne Gap School is to have friends, make choices, learn new skills, grow independence.... and is definitely to have fun!

I will write after the Easter break with some updates for the summer term.

I do hope the sun makes an appearance for the next 2 weeks.

Happy Easter all.

Kind regards,

Kivshy

Dates for your Diary

Mums and Carers Tea Party at Ashburnham

April 29th 10.00—11.30
Please RSVP by 22/04/25

Communication Workshops 10am —12noon:

Early Receptive and signing: 30th April
Receptive —14th May
Resource Making—21st May


School will close at 1pm on the following day for staff training:

Thursday, 15th May

Senior 1—Mini Enterprise Project

This term, Senior 1 have been taking part in a mini-enterprise project. Pupils have been fundraising for 'Pets as Therapy' as a thank you to Alan and Maggie (Labrador) who visit our school each week. We held a bake sale this week and have been practicing recipes throughout the term.

We have also used this as an opportunity for community learning with pupils going out and buying the ingredients themselves for their baking. Well done Senior 1!



Junior 1—Broadening their Horizons!

This term we have been looking at 'Gardens and Watching it Grow'. We have planted broad beans, to link with our topic book "Jack and the Bean Stalk" and cress, which we sent home to add to our sandwiches. We followed a symbolised sequence strip to see the order in which to plant our broad beans and look how well they've grown!!



News from Glyne Gap College

Liam, Derry and Harry have been accessing Wheels For All. Wheels for All is a UK-based inclusive cycling charity that provides cycling opportunities for people of all ages and abilities, using specially adapted cycles and offering fun and friendly activities. More information can be found at: <https://wheelsforall.org.uk>



Seagulls—Exploring the Joy of Bugs!



This term Seagulls have had a fun time learning about Bugs! We have explored Bugs through a range of different activities.

We have had fun creating bug houses and exploring the different bugs that live in them. We have explored making patterns and mark making when creating Bug paper plates. Pupils have loved the sensory stories, especially when they get to dress up as The Very Hungry Caterpillar!



WORLD BOOK DAY

Great fun was had by all as we came together to celebrate World Book Day in school.

The theme of the day was 'Read Your Way' with pupils and staff invited to come to school dressed in pyjamas, comfy clothes or a favourite costume.

There was a real buzz around the school as pupils searched for the ten characters on our book character trail.

The Hungry Caterpillar, Elmer, The Gruffalo and friends were waiting to be found!

The junior and senior department showed off their yoga moves during their 'Jack and the Beanstalk' yoga story in the hall. The infant department became the Very Hungry Caterpillar for their yoga story!

We finished the day with book buddies in the hall, everyone was invited to come along and share a book with friends in the hall.



Splashing Around in Junior 5

This term Max and Lola have been utilizing the hydrotherapy pool to support their swimming. They have been practicing diving, see Lola following adult modeling below, and using buoyancy aids to help them swim and gain confidence in the water. They have also been having lots of fun! Well done Junior 5.



Puffins—Building Independence



This term Puffins have been working on communication skills during snack and dinner time, building independence by learning to collect their own books and requesting motivating food choices.

Fraser is beginning to gain visual attention to photos alongside his choice and is gaining an adult's attention for "more".


Dantae is beginning to exchange corresponding photos of his food choice during snack. Well done, what a giant step forward!

Thank you Tina!

A BIG 'thank you' to Tina, our Parent/Carer governor for hosting her Coffee mornings each term. It's always a really informal and great way to meet with other parents and carers over a Friday morning coffee, and some of David's delicious cookies. We'll keep you posted when the next one will be! Everyone is welcome.



Hello Everyone



We wanted to talk about the use of visuals in this term's newsletter - words disappear once they are said but the visuals stays.

We use symbols on a keyring at school (see photo on right) and many parents use them at home. We find these really help us to keep our language very clear as we just say what is on the symbol card, i.e. "stop".

Using symbols:

- Negates the need to repeat yourself
- Gives your child another way to understand the message you are conveying, as they can see it as well as hear it.
- Is a good way to teach new vocabulary - for example, if your child hands you a packet of crisps to open, then say to them "oh, you need some help" and point to the help symbol



Symbols on a keyring can be personalised to your child, so if you need some please do ask or come along to the resource making workshops where you can make your own!

How to use keyring symbols: Get down to your child's level and present the symbol in their eye line. Once they are giving some attention to the symbol you say just what is on the card. Hold it there until they have looked at it and repeat once more if necessary. Remember to give time for them to process what you have said.

Communication Stars

Each newsletter we look at a different department to showcase. We want to celebrate some of our wonderful Nursery gang this term.

Arthur (right) has been using PECs (Picture Exchange Communication) to request what he wants at snack time. His goal was to independently exchange a photo with an adult, however, he has moved himself on and can travel to an adult with his photo, gain their attention and exchange for his snack choice. He is also starting to go inside his book to find the cor-



Something for you to try at home?



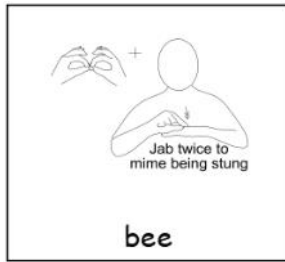
During structured play sessions we have been using a clear box with toys (left). Children have to come and ask for one toy at a time rather than just have open access. This has provided some brilliant opportunities for learning; Children seeing what toys are available and communicating with an adult to request the box to be opened and making a request for what toy they would like.

Have a lovely Easter holiday

Signing News


Welcome to our signing page. At Glyne Gap we have our own signing vocabulary; we use a mixture of Makaton, BSL and Communication Link. We also have our own signs for some of our more obscure topic words. The main thing is that they are simple, easy to understand and hopefully easy to use.

Some Key Vocabulary for Gardens & Bugs



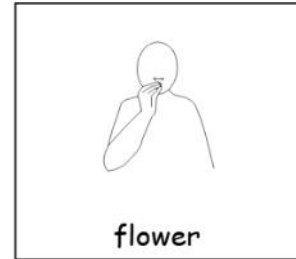
The sign for 'bee'

First sign the letter "b" followed by two "jabs" on the top of your hand to



The sign for 'spider'.

Make an open clawed hand with palm down and move your hand down as if it were a spider on a web



The sign for 'flower'.

Pinch your hand and then move it back and forth under your nose as if smelling

On Body Sign of the Term

For some of our pupils that have a hearing or sight impairment (or both) we use an on body sign to give information.



A 'positive' sign, tap chest twice with a flat hand. Can also be used for happy



good/like

Signing Stars!

Some of our pupils are amazing signers and they are great role models for their peers.

Stuart and Jess signing "more"



Ella-May signing "want"



Alfie signing "dinner"